



# Official Box

17

HARDING UNIVERSITY

VS. HENDRIX COLLEGE

DATE 1-19-87

AT SEARCY, ARK

OFFICIALS NORRIS FOX, JIM WILSON

ATTENDANCE

NO. (V)	TEAM	FG		3PT FG		FT		REBOUNDS			PER FOULS	TOTAL PTS	ASSTS	STLS	BLOCK SHOTS	TURN OVERS	MINS PLYED
		MADE	ATTD	MADE	ATTD	MADE	ATTD	O	D	TOT							
22	Shannon Hughes	1	3	2	4	0	0	0	1	1	3	8	3	3	0	0	
42	Marvin Mathis	5	6	0	0	2	2	1	3	4	5	12	1	0	0	1	
44	Rolando Barceta	2	6	0	0	5	5	0	2	2	1	9	1	0	2	1	
32	Corey Camper	3	9	0	0	0	0	3	4	7	3	6	5	1	0	1	
4	Tim Smallwood	3	3	2	2	0	1	0	0	0	4	12	2	2	0	0	
52	Keith Miller	3	5	0	0	0	2	0	0	0	3	6	1	0	0	0	
34	David James	3	3	0	0	2	2	0	0	0	0	8	3	0	0	2	
14	Barry Thames	6	10	0	0	0	0	1	4	5	5	12	3	1	0	0	
54	Carl Collins	1	3	0	0	0	0	2	3	5	3	2	0	0	0	0	
10	Curtis Washington	1	1	2	3	0	0	0	3	3	0	8	0	1	0	0	
50	Sean French	2	3	0	0	2	2	1	1	2	2	6	0	0	0	0	
40	Greg Stevenson	0	3	0	0	0	0	1	0	1	0	0	1	0	0	0	
24	David White	0	1	0	0	0	0	0	0	0	0	0	0	0	0	0	
30	Keid Hayward	0	0	0	0	4	4	0	1	1	0	4	0	0	0	0	
TOTALS		(36/65)		6	9	15	18	9	22	31	29	93	19	8	2	5	

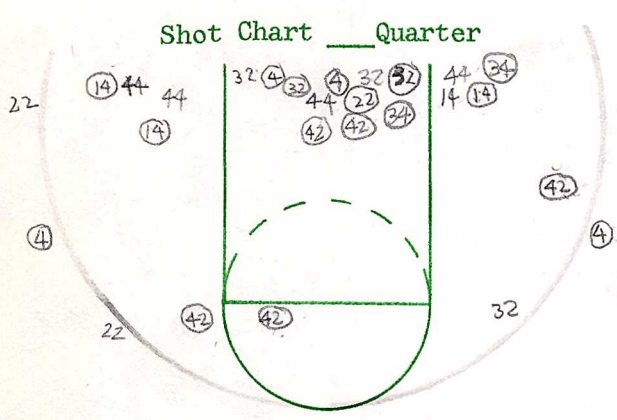
FG% 1st Half  $\frac{17}{29}$  .630 FG% 2nd Half  $\frac{19}{38}$  .500 FG% Game  $\frac{36}{65}$  .554 Dead Ball Rebounds 1  
 FT% 1st Half  $\frac{6}{7}$  .857 FT% 2nd Half  $\frac{9}{11}$  .818 FT% Game  $\frac{15}{18}$  .833 Team Rebounds 8

NO. (H)	TEAM	FG		3PT FG		FT		REBOUNDS			PER FOULS	TOTAL PTS	ASSTS	STLS	BLOCK SHOTS	TURN OVERS	MINS PLYED
		MADE	ATTD	MADE	ATTD	MADE	ATTD	O	D	TOT							
11	Brian Longing	0	1	0	0	0	0	0	0	0	0	0	0	0	0	0	
15	Cordell Carviness	0	5	1	2	1	4	3	0	3	3	4	1	1	0	0	
23	Nick Lasker	4	8	1	1	3	3	3	2	5	2	14	1	0	0	2	
33	Jackie Banks	5	10	1	2	11	14	4	4	8	4	24	1	0	1	0	
35	Jeff Johnson	1	4	0	0	0	0	1	1	2	4	2	0	0	0	0	
41	Jack Moffett	0	2	0	0	0	0	1	2	3	1	0	0	0	0	0	
43	Bill Rolletson	1	5	0	0	0	1	2	1	3	1	2	0	0	0	0	
45	Mark Cothren	0	0	0	0	0	0	0	1	1	0	0	0	0	0	1	
53	Terry Bradshaw	3	10	0	0	6	7	3	0	3	2	12	0	0	0	1	
55	Carlos Brown	0	7	0	0	2	2	2	3	5	0	2	0	0	0	0	
25	Keith Briggler	1	3	0	0	1	3	0	0	0	0	3	0	0	0	0	
31	Kevin Briggler	1	3	0	0	0	0	1	3	4	1	2	0	0	0	0	
51	Andy Tunnell	1	3	0	0	0	1	0	1	1	0	2	0	1	0	1	
13	Mike Cound	0	0	0	0	0	0	0	1	1	1	0	0	0	0	1	
21	Greg Garrison	0	0	0	0	0	0	0	0	0	0	0	0	0	0	0	
TOTALS		(20/64)		3	5	24	35	20	19	39	19	67	3	2	1	7	

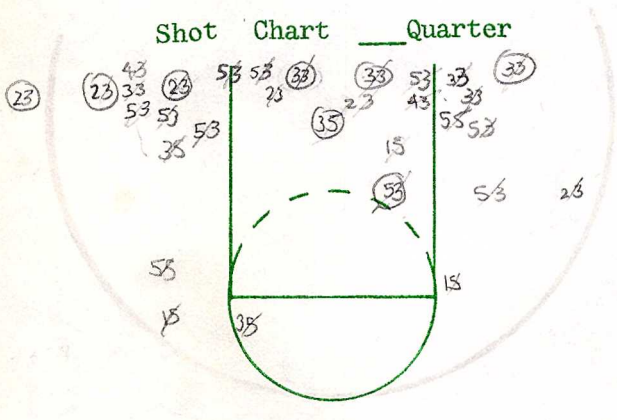
FG% 1st Half  $\frac{8}{31}$  .258 FG% 2nd Half  $\frac{12}{33}$  .364 FG% Game  $\frac{20}{64}$  .313 Dead Ball Rebounds 13  
 FT% 1st Half  $\frac{13}{16}$  .813 FT% 2nd Half  $\frac{11}{19}$  .579 FT% Game  $\frac{24}{35}$  .686 Team Rebounds 5

	1	2	OT	OT	OT	TOTAL
HARDING	42	51				93
HENDRIX	30	37				67

8-9, 5-4 in AIC  
 4-11, 2-7 in AIC



FGA 27 FGM 17 %



FGA 31 FGM 8 %

Half Shooting Totals FGA FGM %

WALK PASS FUMBLE 3 Double Dribble

Player No.	Off. Reb.	Def. Reb.	Steals	Tied Balls	Caused Mistake
22					
42		1			
52					
32					
4					
14					
54					
10					
34	1	1			
44				1	
40					
50					
24					
30					
11	1				
13					
15					
21					
23		1	1		
25					
31					
33					
35					
41					
43					
45		1			
51					
53					
55					
Half Totals					

Turnover Chart \_\_\_\_\_ Quarter \_\_\_\_\_

Total Turnovers for Quarter \_\_\_\_\_

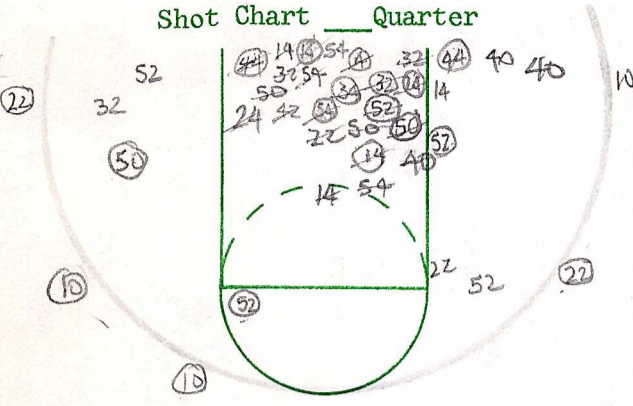
Turnover Chart \_\_\_\_\_ Quarter \_\_\_\_\_

Total Turnovers for Quarter \_\_\_\_\_

Total Turnovers for Half \_\_\_\_\_

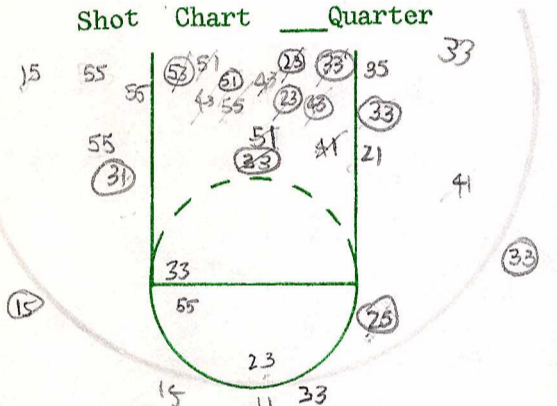
Home Name	No.	Fouls	Quarter Free Throws	Quarter Free Throws	Team Fouls	Visitor Name	No.	Fouls		
HUGHES	22	1 2 3 4 5			Home	LONGING	11	1 2 3 4 5		
MATHIS	42	1 2 3 4 5			Vis.	COUND	13	1 2 3 4 5		
MILLER	52	1 2 3 4 5	6/7	00	Time Outs		LAVINESS	15	1 2 3 4 5	
CAMPER	32	1 2 3 4 5		13/16	Home	DUFFIELD	21	1 2 3 4 5		
SMALLWOOD	4	1 2 3 4 5	0	00	Vis.	LASKER	23	1 2 3 4 5		
THAMES	14	1 2 3 4 5			Score		BRIGGLER	25	1 2 3 4 5	
COLLINS	54	1 2 3 4 5		00000000	Qt. Qt. Half		TUNNELL	31	1 2 3 4 5	
WASHINGTON	10	1 2 3 4 5			Home	BANKS	33	1 2 3 4 5		
JAMES	34	1 2 3 4 5			Vis.	JOHNSON	35	1 2 3 4 5		
GARCIA	44	1 2 3 4 5	0000		Officials:		MOFFETT	41	1 2 3 4 5	
STEVENSON	40	1 2 3 4 5			Half Free Throw Totals		ROLLEFSON	43	1 2 3 4 5	
FRENCH	50	1 2 3 4 5			Att.	Made	%	COTHREN	45	1 2 3 4 5
Team Totals								BRIGGLER	1	1 2 3 4 5
WHITE	24	1 2 3 4 5		00				BROSTAW	53	1 2 3 4 5
HAYWARD	30	1 2 3 4 5						Date:	53	1 2 3 4 5
Game:								BROWN	55	1 2 3 4 5

Shot Chart \_\_\_\_\_ Quarter \_\_\_\_\_



FGA \_\_\_\_\_ FGM \_\_\_\_\_ % \_\_\_\_\_

Shot Chart \_\_\_\_\_ Quarter \_\_\_\_\_



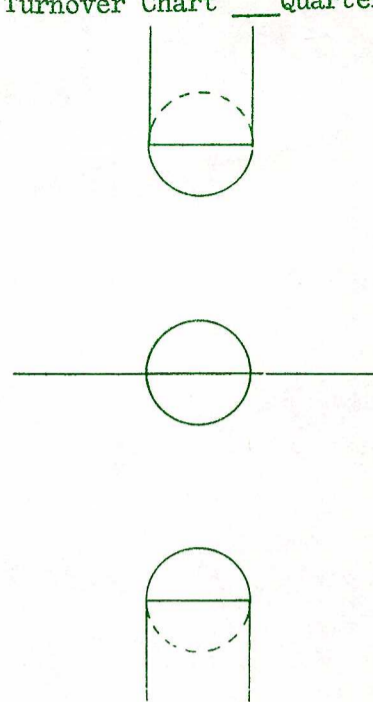
FGA \_\_\_\_\_ FGM \_\_\_\_\_ % \_\_\_\_\_

Half Shooting Totals FGA \_\_\_\_\_ FGM \_\_\_\_\_ % \_\_\_\_\_

WALK BAD PASS FUMBLE 3 sec Double Dribble

Player No.	Off. Reb.	Def. Reb.	Steals	Tied Balls	Caused Mistake
22					
42					
52					
32	1	1			
4					
14					
54					
10					
34					
44					
40					
50					
24					
<b>30</b>					

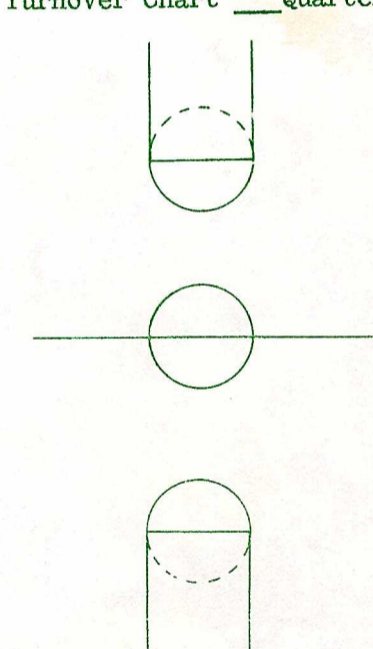
Turnover Chart \_\_\_\_\_ Quarter \_\_\_\_\_



Total Turnovers for Quarter \_\_\_\_\_

Player No.	Off. Reb.	Def. Reb.	Steals	Tied Balls	Caused Mistake
11					
13	1				
15					
21					
23					
25					
31					
33					
35					
41					
43		1			
49					
51					
53	1				
<b>55</b>					

Turnover Chart \_\_\_\_\_ Quarter \_\_\_\_\_



Total Turnovers for Quarter \_\_\_\_\_

Total Turnovers for Half \_\_\_\_\_

Home Name	No.	Fouls	Quarter Free Throws	Quarter Free Throws	Team Fouls	Visitor Name	No.	Fouls		
HUGHES	22	X X X 4 5			Home	LONGING	11	1 2 3 4 5		
MATHIS	42	X Z B A B			Vis.	OUND	13	2 3 4 5		
MILLER	52	X Z X 4 5	00	00	Time Outs		LAVINNESS	15	X Z B 4 5	
CAMPER	32	X X B 4 5			Home	1 2 3 4 5 6	DOFFIELD	21	1 2 3 4 5	
SMALLWOOD	9	X X X 4 5		0	Vis.	1 2 3 4 5 6	LASKER	23	X 2 3 4 5	
THANKS	14	X X X 4 5		000	Score		BRIGGIER	25	1 2 3 4 5	
COLLINS	54	X Z B 4 5			Qt. Qt. Half		TUNNELL	31	2 3 4 5	
WASHINGTON	10	1 2 3 4 5		00 00 00	Home		BANKS	33	X X Z 4 5	
JAMES	34	1 2 3 4 5			Vis.		JOHNSON	35	X X Z 4 5	
GARCIA	44	X 2 3 4 5			Officials:		MOFFETT	41	X 2 3 4 5	
STEVENSON	40	1 2 3 4 5		0	Half Free Throw Totals		ROLLEFSON	43	X 2 3 4 5	
FRENCH	50	2 2 3 4 5			Att.	Made	%	COTHREN	45	1 2 3 4
Team Totals				0				Statistician:	51	1 2 3
WHITE	24	1 2 3 4 5		0000				BRADSHAW	53	X
HAYWARD	30	1 2 3 4 5		0000				Date:		
Game:								BROWN	55	1 2

30  
30  
90  
26  
3  
19

Team Name	1	2	3	4	Extra	Final
HENDRIX						
HARDING						93

GAME TOTALS

Name	No.	Qtrs. Played	Fouls	Bad Pass	Walk	Fumble	D. Dribble	Lane Vio.	Steals	ASSISTS	Caused Mistake	Off. Reb.	Def. Reb.	FIELD GOALS				FREE THROWS				3 Points Points by Qtrs.					Total Pts.
														Att.	Made	Miss	%	Att.	Made	Miss	%	Att	M	0	0	%	
HUGHES	22		3	0	0	0	0	0	3	3		0	1	3	1	2	33	0	0	0	0	4	2		50		8
MATHIS	42		5	1	0	0	0	0	0	1		1	3	6	5	1	83	2	2	0	100	0	0				12
MILLER	52		3	0	0	0	0	0	0	1		0	0	5	3	2	60	2	0	2	0	0	0				6
CAMPER	32		3	1	1	0	0	0	1	5		3	4	9	3	6	33	0	0	0	0	0	0				6
SMALLWOOD	4		4	0	0	0	0	0	2	2		0	0	3	3	0	100	1	0	0	0	2	2		100		12
THAMES	14		5	0	0	0	0	0	1	3		1	4	10	6	4	60	0	0	0	0	0	0				12
WASHINGTON	10		0	0	0	0	0	0	1	0		0	3	1	1	0	100	0	0	0	0	3	2		66		8
COLLINS	54		3	0	0	0	0	0	1	0		2	3	3	1	2	33	0	0	0	0	0	0				2
JAMES	34		0	1	1	0	0	0	0	3		0	0	3	3	0	100	2	2	0	100	0	0				8
GARCIA	44		1	0	0	1	0	0	0	1		0	2	6	2	4	33	5	5	0	100	0	0				9
STEVENSON	40		0	0	0	0	0	0	0	1		1	0	3	0	3	0	0	0	0	0	0	0				0
HAYWARD	30		0	0	0	0	0	0	0	0		0	1	0	0	0	0	4	4	0	100	0	0				4
WHITE	24		0	0	0	0	0	0	0	0		0	0	1	0	0	0	0	0	0	0	0	0				0
FRENCH	50		2	0	0	0	0	0	0	0		1	1	3	2	1	66	2	2	0	100	0	0				6
Team Totals			29	3	2	1	0	0	9	20		9	22	56	30	26	53	18	15	3	83	9	6		66		93

CUMULATIVE TOTALS

Name	No.	Qtrs. Played	Fouls	Bad Pass	Walk	Fumble	D. Dribble	Lane Vio.	Steals	ASSISTS	Caused Mistake	Off. Reb.	Def. Reb.	FIELD GOALS				FREE THROWS				3 Points Points by Qtrs.					Total Pts.
														Att.	Made	Miss	%	Att.	Made	Miss	%	Att	M	0	0	%	
HUGHES	22		43	15	4	12	0	1	43	53		9	34	58	30	28	51	57	45	12	78	83	30		36		195
MATHIS	42		56	13	10	19	1	0	15	43		17	61	151	71	80	47	50	32	18	61	1	1		100		177
MILLER	52		48	6	4	5	0	0	9	8		21	45	102	55	47	53	34	25	9	73	0	0				135
CAMPER	32		44	10	5	10	1	0	20	33		53	53	175	90	85	51	70	50	20	71	8	3		37		239
SMALLWOOD	4		43	16	3	11	0	0	18	30		10	19	73	40	33	54	33	22	11	60	50	26		52		180
THAMES	14		26	11	9	10	0	0	5	12		18	20	84	43	41	51	26	19	7	73	3	1		33		108
WASHINGTON	10		8	13	2	5	0	0	7	15		2	7	20	8	12	40	10	9	1	90	25	10		40		55
COLLINS	54		21	2	4	6	0	2	10	13		18	26	48	23	25	47	18	4	14	22	0	0				50
JAMES	34		9	5	1	4	0	0	4	10		17	14	42	24	18	57	28	15	13	53	0	0				63
GARCIA	44		33	9	6	14	0	4	3	5		21	82	92	52	40	56	48	29	19	60	0	0				133
STEVENSON	40		1	0	0	0	0	0	0	2		1	1	4	0	4	0	0	0	0	0	0	0				0
HAYWARD	30		0	0	0	0	0	0	0	0		0	1	1	0	1	0	4	4	0	100	0	0				4
WHITE	24		0	0	0	1	1	0	0	0		0	0	3	1	2	33	0	0	0	0	0	0				2
FRENCH	50		4	0	0	2	0	0	0	0		1	3	8	6	2	75	3	2	1	66	0	0				14
Team Totals			336	100	48	99	3	7	134	224		188	372	861	443	416	51	381	256	125	67	170	71		41		1355

COACHES GAME SUMMARY

Offensive Comments						Defensive Comments					
FGA	FGM	%	FTA	FTM	%	STEALS	ASSISTS	REBOUNDS	FOULS	TOT Pts	
								OFF	DEF		
64	20	31	35	24	68	2	3	20	19		67